

K2 4.6.3 (4.12060.1530.0) Known Issues

1. When using a Data Field to populate the Template Type value in the SharePoint Lists and Library Event wizard, the value is not updated in Runtime if the list type changes between Lists, for example, Custom List and Document Library.


Workaround:

The SharePoint Lists and Libraries Event wizard must be rerun, when the template type is changed, as an additional configuration screen is displayed depending on the choice made between making use of a List or a Library.

2. When using the Get Specific Time method on the Exchange Meeting SmartObject, no conflicts are returned when the SmartObject is configured to point to a Microsoft Exchange 2010 Server. However, when pointing to an Exchange 2007 Server, the conflicts are returned as expected. K2 is currently working with Microsoft to resolve this issue.

3. After upgrading from K2 blackpearl 4.5 an error may occur on existing Process Portal SharePoint sites if the user only has Contribute SharePoint rights for the site. The error occurs on the landing page of the K2 Worklist web part of a Process Portal site and states the following:

“A Web Part or Web Form Control on this Page cannot be displayed or imported. You don't have Add and Customize Pages permissions required to perform this action.”



Workaround:

To resolve this issue a SharePoint account with at least Design rights is required to first open the Process Portal in question. From that point onwards the user with only Contribute rights will be able to see the Worklist web part.

4. When a Windows 7 desktop theme is used, the colors of text inside lists and grids in the K2 wizards may adopt the theme's colors.

5. Array types are not supported by the Code Reference Event Wizard. For example, when a method returns an array the wizard handles it as an instance.


Workaround:


With XML fields simply send the containing element and use an XmlDocument/XDocument in your code. For example:

In the following XML structure:

- XmlDocument
 - Users
 - User
 - User
 - ...

Make use of the 'Users' element, this will send the XML from 'Users' down as a string to the code.
6. The EventInstance element of a WorklistItem node, when serialized, only contains ActivityInstanceDestination data.
7. When filtering on the Worklist using the K2 Services or the Worklist Client API it is not possible to filter on the following data types: <ul style="list-style-type: none"> • Double • Decimal • DateTime
8. The SmartObject Services Http errors do not surface in the K2 server console.
9. Clicking the K2 People Picker control results in the error "Only PickerDialog types can be used with the dialog. The type should be configured as a safecontrol in this site." Cause: The K2 for SharePoint Web Application Configuration feature is not activated. Workaround: Browse to the Manage Web Application Features page from the SharePoint Central Administration Manage Web Applications page, and then select the web application and click Manage Features in the ribbon. Then find and activate the K2 for SharePoint Web Application Configuration feature. Additional Details: It is possible that the feature is installed but not activated. Activating the feature resolves the error and registers the type as a safe control. The K2 People Picker control is used on the Process Approval section of the Activate All K2 Features and K2 Configuration Settings page in SharePoint Central Administration.
10. Upgrading environments that make use of custom wizards in the K2 Designer for SharePoint can either add the setting back to the web.config file or update the version of the file to avoid errors. For more information on updating the version of the file view the Developer Reference > Extending the K2 Platform > Creating a Wizard for K2 Designer for SharePoint topic in the K2 documentation.
11. Claims Issue: After a K2 Designer for SharePoint process has been deployed and Claims Based Authentication with ADFS is being used, the user will be required to log in again when creating a new item in the List or Library.
12. Claims Issue: When Claims Based Authentication with ADFS is used and K2 Designer for SharePoint is open and the same base URL is selected the user will be prompted again for their log in details.
13. Claims Issue: When opening the Instantiation or Task page to manually start a K2 process and then signing in as a different user for example a Forms user; you are redirected to the login page and the original query string is truncated resulting in an error on the page. Workaround: Close the Internet Explorer session, logon as the correct user and open the task.

Site Actions ▾ 

 Portal (Claims) ▸ Start K2 Process

Portal (Claims)

* indicates a required field

K2 Process

Starting this workflow will start a K2 process. All tasks are associated with interactive steps in the K2 process.

Workflow Name

Comments

[K2SPInstantiation:Page_Load], System.FormatException: Guid should contain 32 digits with 4 dashes (xxxxxxxx-xxxx-xxxx-xxxx-xxxxxxxxxxxx). at System.Guid..ctor(String g) at SourceCode.SharePoint.WorkflowPages.K2InstantiationWebUserControl.Page_Load(Object sender, EventArgs e)

14. Claims Issue: Configure Credentials in K2 Designer for SharePoint will only work in the following configured scenarios:

- Classic Site where a SharePoint Login is AD and the cache is AD
- Claims (Forms Authentication) Site where a SharePoint Login is AD and the cache is AD
- Claims (ADFS) Site where a SharePoint Login is AD and the cache is AD

It is known **not** to work in the following scenarios:

- Claims (Forms Authentication) Site where a SharePoint Login is AD and the cache is Forms
- Claims (Forms Authentication) Site where a SharePoint Login is Forms and the cache is AD
- Claims (ADFS) Site where a SharePoint Login is AD and the cache is ADFS
- Claims (ADFS) Site where a SharePoint Login is ADFS and the cache is AD
- Claims (Forms Authentication) Site where a SharePoint Login is Forms and the cache is Forms
- Claims (ADFS) Site where a SharePoint Login is ADFS and the cache is ADFS

15. After installing K2 4.6 when K2 Designer for Visual Studio is opened the Word Document Event wizard might not display in the toolbox.

Workaround:

Right-click on the toolbox and select "Reset Toolbox".

16. When clicking on the I button in the K2 Designers using Internet Explorer 9 as the browser the corresponding topic will open but the right hand scroll bar is not functional. This issue will also occur when viewing the online help on help.K2.com using Internet Explorer 9.

Workaround:

Open the help documentation in internet Explorer 8 or in a different browser.

17. In the CSOM Service Object the Folder property does not surface for Create List Item when Folders are enabled.

18. Currently the number of supported Cores in the server is limited to 30.

19. The warning on K2 for SharePoint Resource Files node in Configuration analysis tool reports that the 'k2configadmin.resx' files in 'App_GlobalResources' folder are not copied when they are actually present on the machine.

20. When creating a simple E-mail event and specifying the type of mail to HTML, once an instance is started so that the user can receive the mail and view the source of the mail the HTML in the mail is incorrectly displayed. The E-mail event puts extra span and inline css tags in the HTML body of the e-mail. If the user tries to embed custom HTML in the body then these tags can cause the user's HTML not to render.
<p>21. In K2 Designer for SharePoint when clearing the date in the Escalate on field and trying to switch to the input control result in an error stating "An application error has occurred:Exception:[InvalidOperation_NoValue]"</p> <p>Workaround: Don't clear the date, just drag and drop the new artifact which will then clear the field and switch to the input control with no errors.</p>
<p>22. The K2 blackpearl 4.6.1 installer caters for servers that are not connected to a domain and will automatically revert to SQLUM. However, the Viewflow component does not function in a non-AD installation using SQLUM.</p> <p>Workaround: Option one: Uninstall Silverlight and Viewflow will function as expected. However, it is important to note that Silverlight is required by certain other K2 components.</p> <p>Option two (Recommended): Force the Viewflow to use Ajax instead of Silverlight by following these steps:</p> <ol style="list-style-type: none"> Locate the "GetSilverlight.aspx" file in the C:\Program Files\K2 blackpearl\WorkSpace\Site\TaskListControl folder Make a backup of the file. Download the file from the KB001183 - How to: Remove the option to install Silverlight when accessing the View Flow for the first time Delete the current [GetSilverlight.aspx] in the directory. Rename the downloaded file to [GetSilverlight.aspx] Clear the browser cache in Internet Explorer and open the Viewflow.
<p>23. When upgrading to K2 4.6.3 from a release prior to K2 4.5 with Update KB001290, the *DistinguishedName* property is not included in the AccountManagement Service Instance and an error will be encountered when executing any of the SmartObjects associated with the Service Instance (AD User and AD Group).</p> <p>Workaround: Manually refresh the service instance from K2 Workspace, SmartObject Tester Tool or the Broker Management utility.</p>